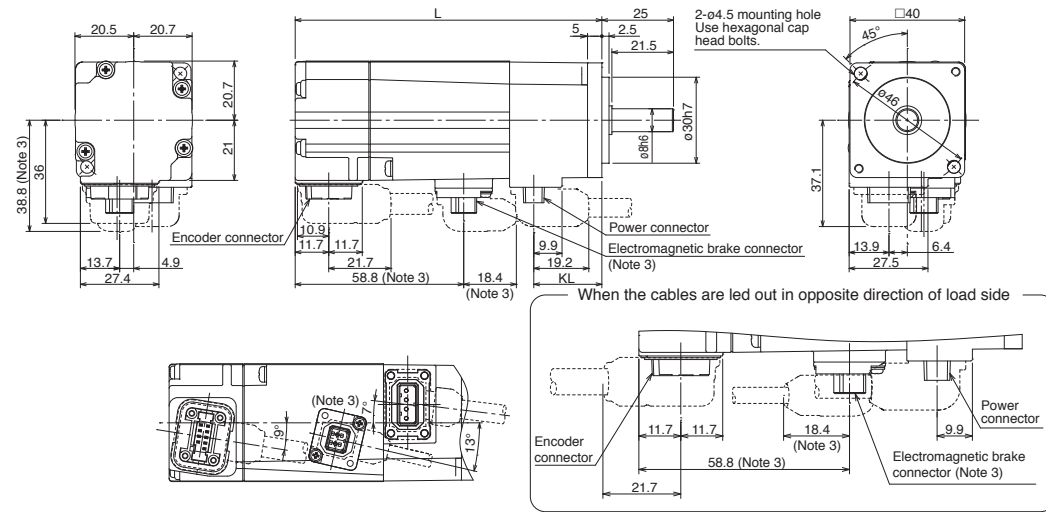




## HG-KR/HG-MR Series Dimensions (Note 1, 5, 6)

- HG-KR053(B), HG-KR13(B)
- HG-MR053(B), HG-MR13(B)



Power connector



Pin No.	Signal name
1	⊖ (PE)
2	U
3	V
4	W

Electromagnetic brake connector (Note 2)

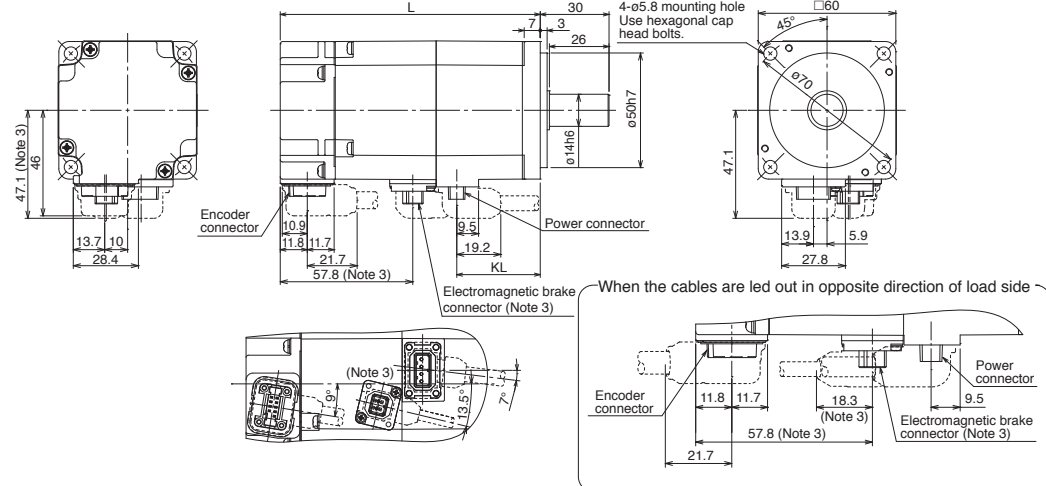


Pin No.	Signal name
1	B1
2	B2

Model	Variable dimensions (Note 4)	
	L	KL
HG-KR053(B) HG-MR053(B)	66.4 (107)	23.8
HG-KR13(B) HG-MR13(B)	82.4 (123)	39.8

[Unit: mm]

- HG-KR23(B), HG-KR43(B)
- HG-MR23(B), HG-MR43(B)



Power connector



Pin No.	Signal name
1	⊖ (PE)
2	U
3	V
4	W

Electromagnetic brake connector (Note 2)

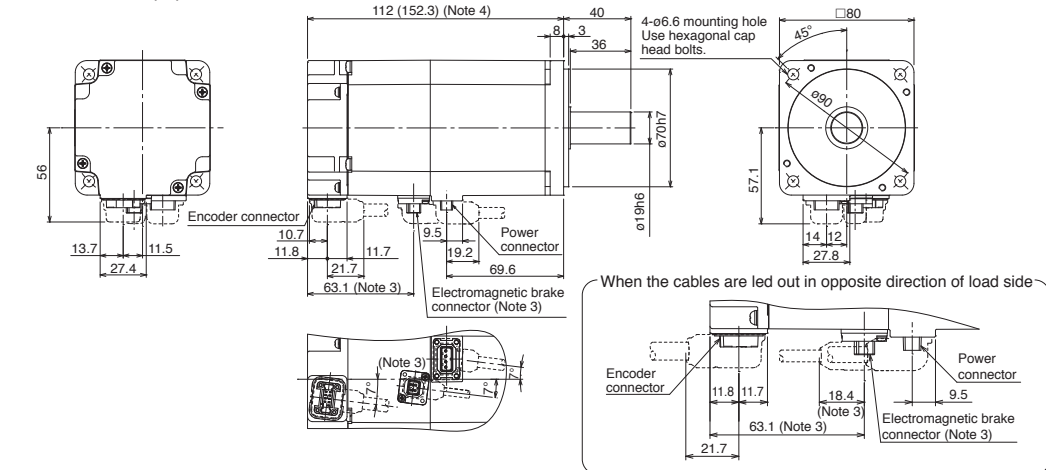


Pin No.	Signal name
1	B1
2	B2

Model	Variable dimensions (Note 4)	
	L	KL
HG-KR23(B) HG-MR23(B)	76.6 (113.4)	36.4
HG-KR43(B) HG-MR43(B)	98.3 (135.1)	58.1

[Unit: mm]

- HG-KR73(B)
- HG-MR73(B)



Power connector



Pin No.	Signal name
1	⊖ (PE)
2	U
3	V
4	W

Electromagnetic brake connector (Note 2)



Pin No.	Signal name
1	B1
2	B2

Model	Variable dimensions (Note 4)	
	L	KL
HG-KR73(B) HG-MR73(B)	112 (152.3)	40

[Unit: mm]

- Notes: 1. For dimensions without tolerance, general tolerance applies.  
 2. The electromagnetic brake terminals (B1, B2) do not have polarity.  
 3. Only for the models with electromagnetic brake.  
 4. Dimensions inside ( ) are for the models with electromagnetic brake.  
 5. Use a friction coupling to fasten a load.  
 6. Servo motors with oil seal (HG-KR\_J and HG-MR\_J) have different dimensions. Contact your local sales office for more details.