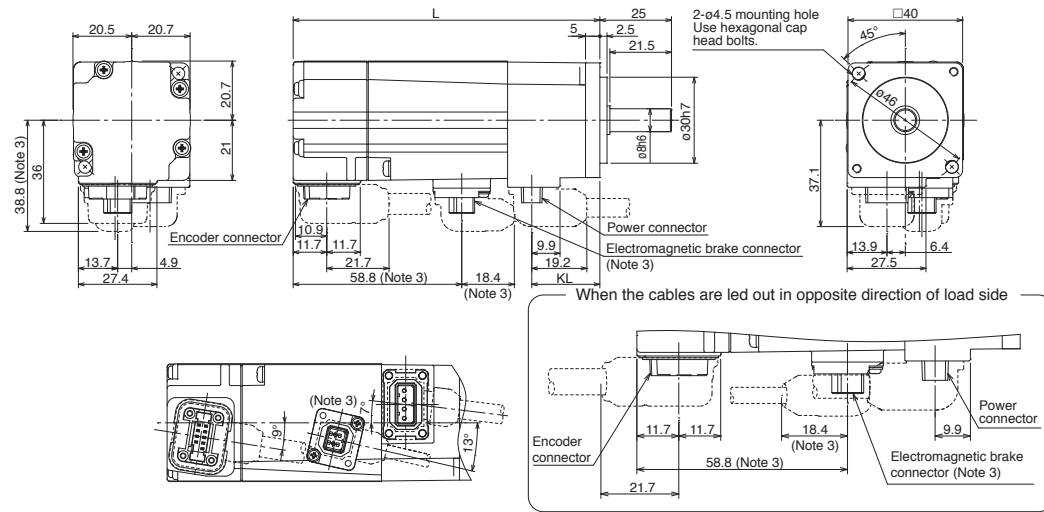




HG-KR/HG-MR Series Dimensions (Note 1, 5, 6)

- HG-KR053(B), HG-KR13(B)
- HG-MR053(B), HG-MR13(B)



Power connector



Pin No.	Signal name
1	⊖ (PE)
2	U
3	V
4	W

Electromagnetic brake connector (Note 2)

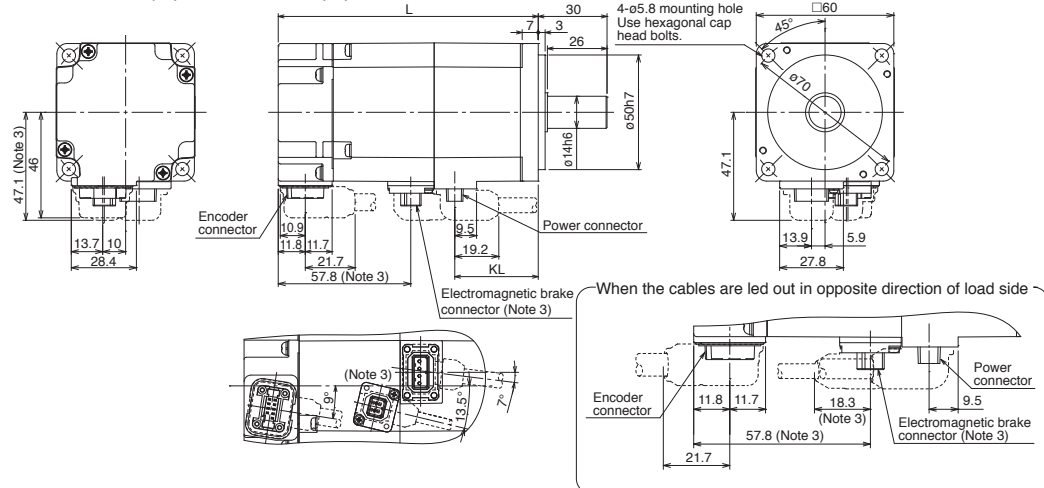


Pin No.	Signal name
1	B1
2	B2

Model	Variable dimensions (Note 4)	
	L	KL
HG-KR053(B) HG-MR053(B)	66.4 (107)	23.8
HG-KR13(B) HG-MR13(B)	82.4 (123)	39.8

[Unit: mm]

- HG-KR23(B), HG-KR43(B)
- HG-MR23(B), HG-MR43(B)



Power connector



Pin No.	Signal name
1	⊖ (PE)
2	U
3	V
4	W

Electromagnetic brake connector (Note 2)

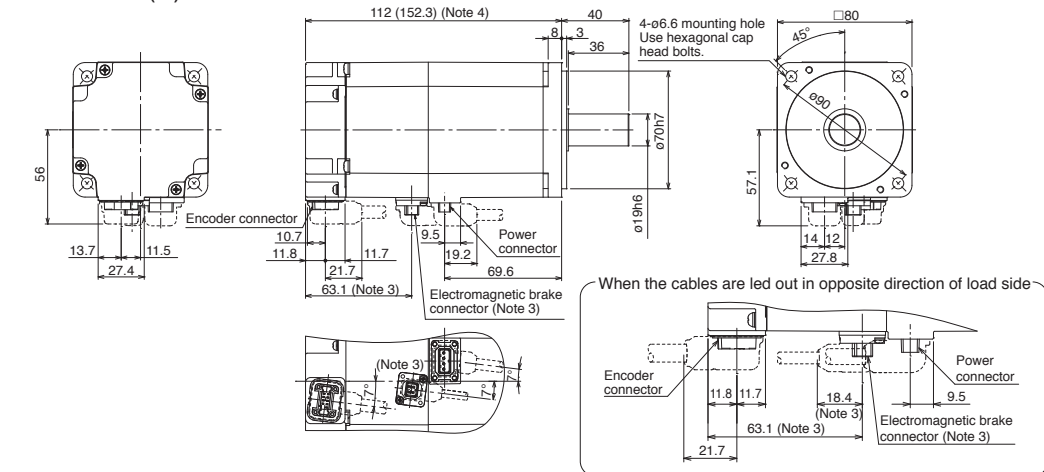


Pin No.	Signal name
1	B1
2	B2

Model	Variable dimensions (Note 4)	
	L	KL
HG-KR23(B) HG-MR23(B)	76.6 (113.4)	36.4
HG-KR43(B) HG-MR43(B)	98.3 (135.1)	58.1

[Unit: mm]

- HG-KR73(B)
- HG-MR73(B)



Power connector



Pin No.	Signal name
1	⊖ (PE)
2	U
3	V
4	W

Electromagnetic brake connector (Note 2)



Pin No.	Signal name
1	B1
2	B2

[Unit: mm]

Notes: 1. For dimensions without tolerance, general tolerance applies.
 2. The electromagnetic brake terminals (B1, B2) do not have polarity.
 3. Only for the models with electromagnetic brake.
 4. Dimensions inside () are for the models with electromagnetic brake.
 5. Use a friction coupling to fasten a load.
 6. Servo motors with oil seal (HG-KR_J and HG-MR_J) have different dimensions. Contact your local sales office for more details.