

6.2.2

2

	C	pulse	± 99999 5 "SET" "0" 2, 3, 4, 5	- 99999 ~ 99999
	r	r/min	0.1r/min	- 5400 ~ 5400
	E	pulse	2, 3, 4, 5 5	- 99999 ~ 99999
	P	pulse	(CMX/CDV) ± 99999 5 "SET" 0 2, 3, 4, 5	- 99999 ~ 99999
	n	kpps	(CMX/CDV)	- 800 ~ 800
	F	V	(1) (VLA) (2) (VC)	- 10.00 ~ +10.00
	U	V	(1) (TLA)	0 ~ +10.00
			(2) (TC)	- 10.00 ~ +10.00
	L	%	%	0 ~ 100
	J	%	100%	0 ~ 300
	b	%	100% , 15	0 ~ 400
	T	%	100%	0 ~ 400
1	Low	Cy1	pulse 1 CCW "0" 가	0 ~ 99999
1	High	Cy2	100 pulse 1 CCW "0" 가	0 ~ 1310
ABS	LS	rev		- 32768 ~ 32767
	dC			0.0 ~ 300.0
	Pn	V	(P - N )	0 ~ 450



6. 2

5 7 LED  
 “ UP ” “ DOWN ”  
 “ SET ”  
 2[s]  
 16 5  
 No.18

6.2.1

	2500r/min	
	3000r/min	
	15.5	
ABS	11252rev	
	- 12566rev	
		2, 3, 4, 5

## 6.2.2

2

	C	pulse	± 99999 5 "SET" "0" 2, 3, 4, 5	- 99999 ~ 99999
	r	r/min	0.1r/min	- 5400 ~ 5400
	E	pulse	2, 3, 4, 5 5	- 99999 ~ 99999
	P	pulse	(CMX/CDV) ± 99999 5 "SET" 0 2, 3, 4, 5	- 99999 ~ 99999
	n	kpps	(CMX/CDV)	- 800 ~ 800
	F	V	(1) (VLA) (2) (VC)	- 10.00 ~ +10.00
	U	V	(1) (TLA)	0 ~ +10.00
			(2) (TC)	- 10.00 ~ +10.00
	L	%	%	0 ~ 100
	J	%	100%	0 ~ 300
	b	%	100% , 15	0 ~ 400
	T	%	100%	0 ~ 400
1	Low	Cy1	pulse 1 CCW "0" 가	0 ~ 99999
1	High	Cy2	100 pulse 1 CCW "0" 가	0 ~ 1310
ABS	LS	rev		- 32768 ~ 32767
	dC			0.0 ~ 300.0
	Pn	V	(P - N )	0 ~ 450





6.2.3

No.18 ,

/	/
/	/
/	/


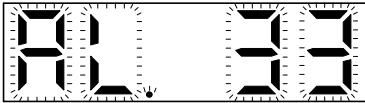






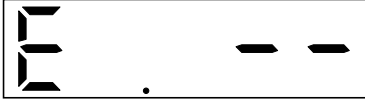
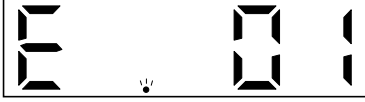
## 6. 3

		rd-off	
		rd-on	가 ON
		6.6	ON/OFF 가 , 가 No.43~49
(DO)		do-on	ON/OFF 6.7
	JOG	TEST 1	JOG 6.8.2
		TEST 2	1 (MRZJW3 - SETUP161E)가
		TEST 3	가 6.8.4
		TEST 4	MR Configurator( MRZJW3 - SETUP161E)가
Low		- 90	
High		- 000	

<p>VC</p>		<p>(VLA) 0V (VC) 가 0 NO.29 "SET" 1 "UP" "DOWN" 1 1 "SET" VC VLA ±0.4V</p>
<p>ID</p>		<p>"SET" ID MELSERVO</p>
<p>ID</p>		<p>"SET" ID MELSERVO</p>
<p>ID</p>		<p>"SET" ID MELSERVO</p>

6. 4

2 가 No.

		
		(AL.33)
		1 1(AL.50)
		2 (AL.33)
		3 (AL.10)
		4 (AL.31)가
		5
		6
		(AL.37)
		No.1

(1)

(2)

, 4



(3) ( , 10.2.1 .)

(a) OFF ON

(b) " SET "

(c) (RES) ON.

(4) No.16 .

(5) " SET " 2s .



(6) " UP " DOWN "

6. 5

\* 가 OFF ,  
 .5.1.2 .

(1)

, ( No.0) ,

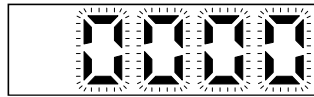
“MODE”



..... 파라미터 No.를 표시합니다.

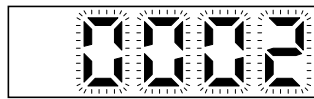
을 누르면 No.가 바뀝니다.  
 UP DOWN

을 2번 누릅니다.  
 SET



..... 지정한 파라미터 No.의 설정값이 점멸합니다.

을 2번 누릅니다.  
 UP



..... 점멸중에는 설정값을 변경할 수 있습니다.

을 사용 하십시오.  
 UP DOWN  
 (□□□2 : 속도제어 모드)

을 눌러서 확정합니다.  
 SET

No.0

“UP” “DOWN”

OFF ,

(2)

No.19( )

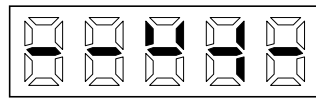
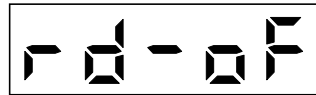
5.1.1 .

6. 6

ON/OFF

(1)

“ MODE ”

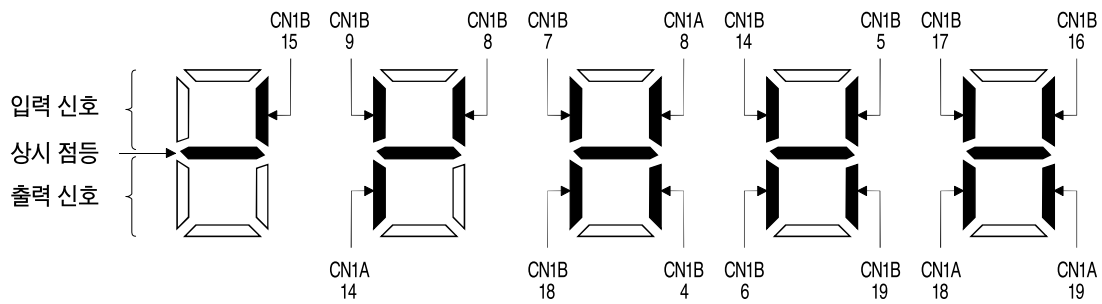


UP 버튼을 1번 누릅니다.

..... 외부 입출력 신호 표시 화면

(2)

7 LED



점등 : ON  
소등 : OFF

7 LED ON/OFF

가 , 가 가

(a)

	No.	( 1) I/O	( 2)						
			P	P/S	S	S/T	T	T/P	
CN1A	8	I	CR	CR/SP1	SP1	SP1	SP1	SP1/CR	No.43~48
	14	O	OP	OP	OP	OP	OP	OP	
	18	O	INP	INP/SA	SA	SA/ -		-/INP	No.49
	19	O	RD	RD	RD	RD	RD	RD	No.49
CN1B	( 3) 4	O	DO1	DO1	DO1	DO1	DO1	DO1	
	5	I	SON	SON	SON	SON	SON	SON	No.43~48
	6	O	TLC	TLC	TLC	TLC/VLC	VLC	VLC/TLC	No.49
	7	I		LOP	SP2	LOP	SP2	LOP	No.43~48
	8	I	PC	PC/ST1	ST1	ST1/RS2	RS2	RS2/PC	No.43~48
	9	I	TL	TL/ST2	ST2	ST2/RS1	RS1	RS1/TL	No.43~48
	14	I	RES	RES	RES	RES	RES	RES	No.43~48
	15	I	EMG	EMG	EMG	EMG	EMG	EMG	
	16	I	LSP	LSP	LSP	LSP/ -		-/LSP	
	17	I	LSN	LSN	LSN	LSN/ -		-/LSN	
	18	O	ALM	ALM	ALM	ALM	ALM	ALM	No.49
19	O	ZSP	ZSP	ZSP	ZSP	ZSP	ZSP	No.1 . 49	

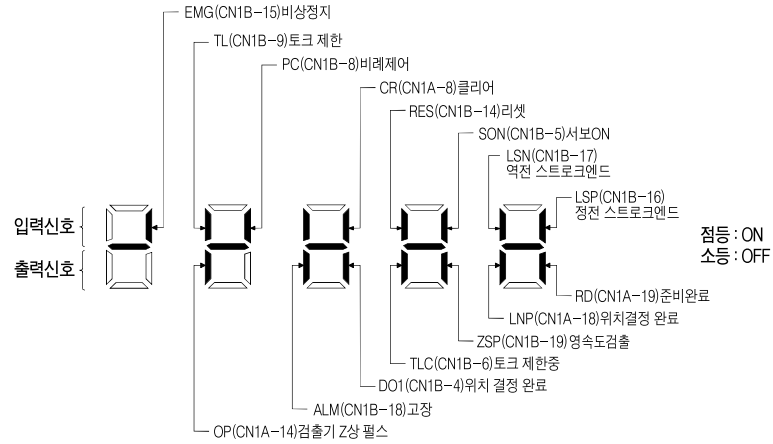
( ) 1. I: , O:  
 2. P: , S: , T: , P/S: / , S/T: / , T/P: / ,  
 3. CN1A - 18 .

(b)

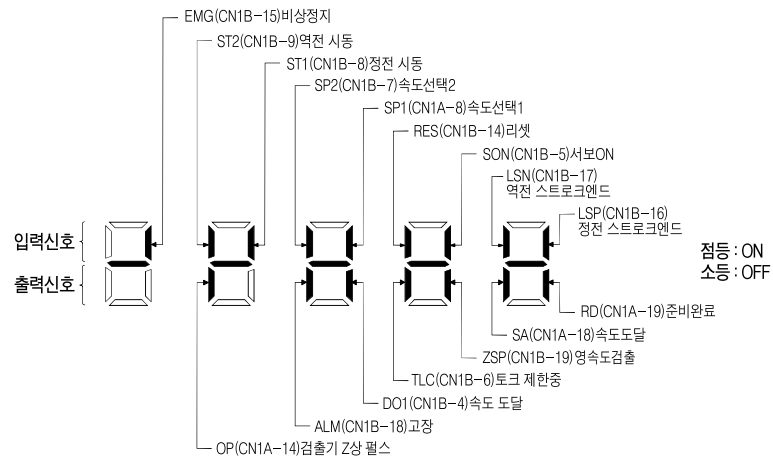
SON	ON	EMG	
LSP		LOP	
LSN		TLC	
CR		VLC	
SP1	1	RD	
SP2	2	ZSP	
PC		INP	
ST1		SA	
ST2		ALM	
RS1		WNG	
RS2		OP	Z ( )
TL		BWNG	
RES			

(3)

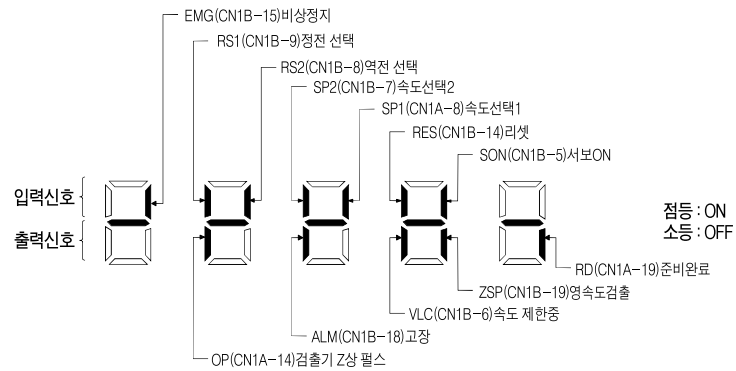
(a)



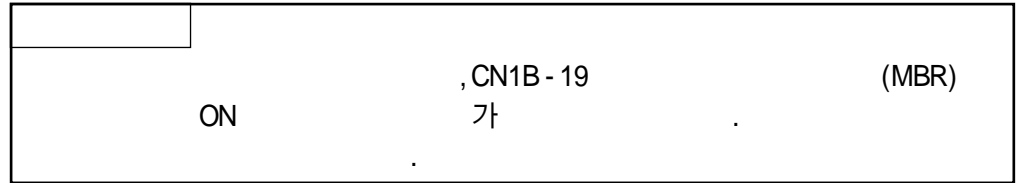
(b)



(c)

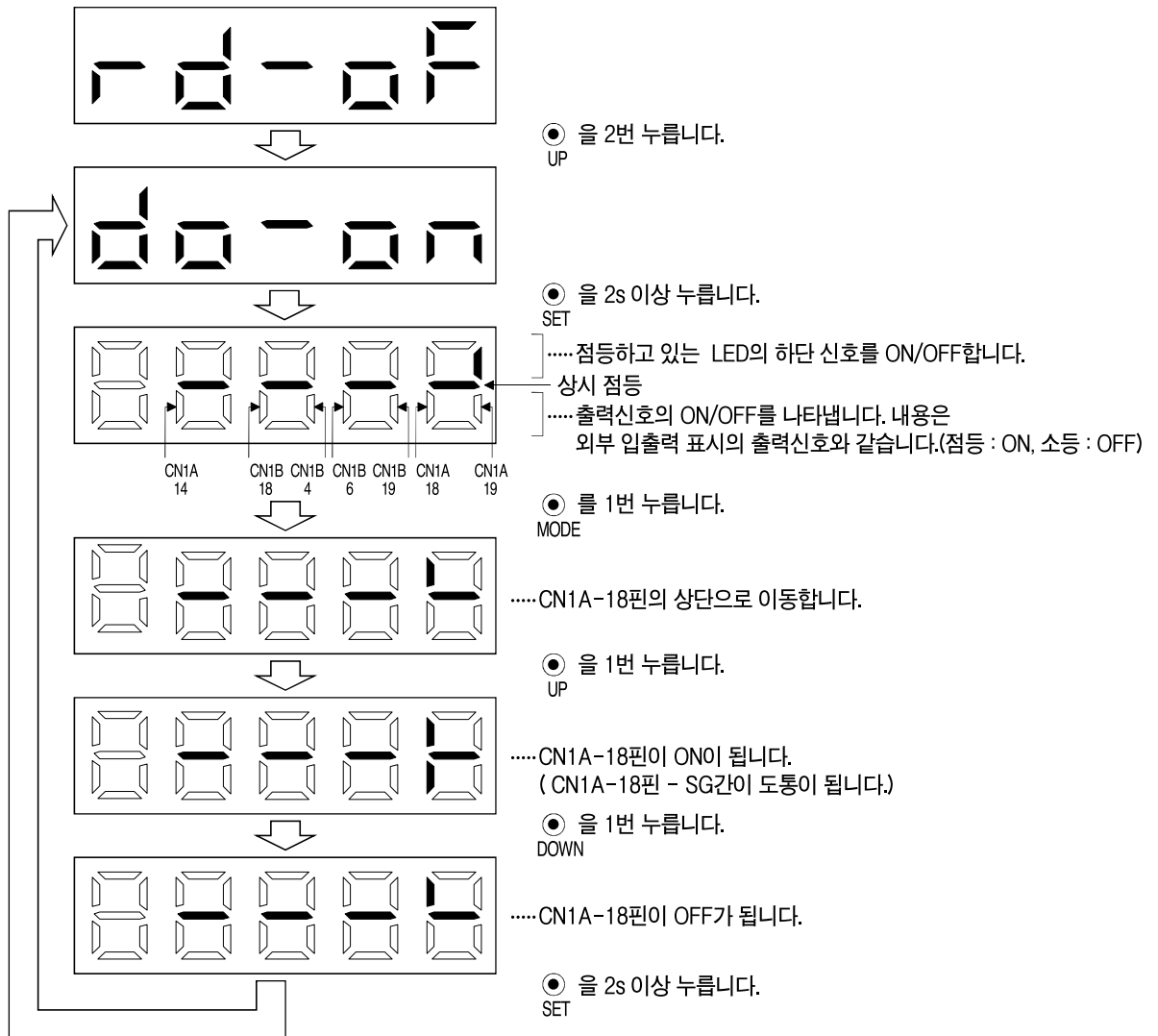


6. 7 (DO)



ON/OFF  
OFF ( ON(SON) OFF)

." MODE "

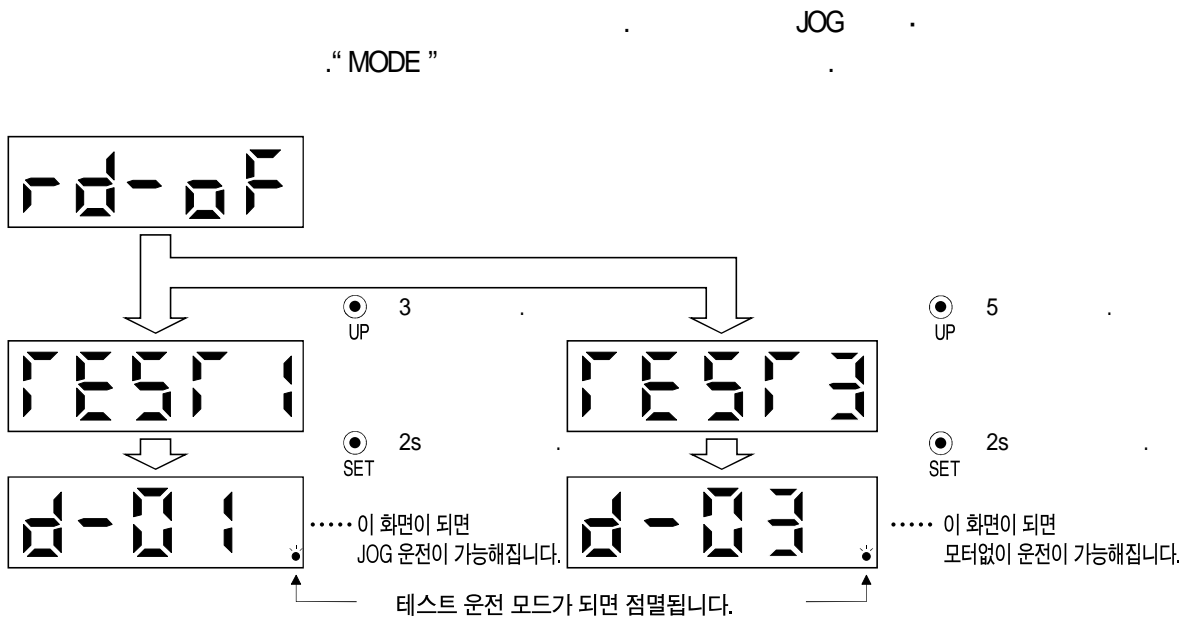


6. 8

⚠ 주의 (EMG)

“ ” No.1  
 MR Configurator ( - )가  
 ON(SON) OFF

6.8.1



6.8.2 JOG

JOG

(1)

JOG, EMG - SG, VDD - COM

“ UP ” “ DOWN ”

가

[r/min]	200	0~
가 [ms]	1000	0~50000

“ UP ”	CCW
“ DOWN ”	CW

MR Configurator( ) JOG

(2)

JOG

JOG 가

“ MODE ”

, JOG “ UP ” “ DOWN ”

“ MODE ”

JOG 가  
6.2

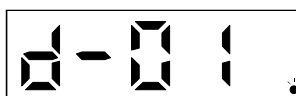
“ UP ” “ DOWN ”

(3) JOG

JOG

가, “ MODE ”

“ SET ” 2s





6.8.3

MR Configurator( )가

1

(1)

, EMG - SG

VDD - COM

MR Configurator( ) “ ” 가

[pulse]	10000	0~9999999
[r/min]	200	0~
가 [ms]	1000	0~50000

“ ”	CCW
“ ”	CW
“ ”	“ ”

(2)

6.8.4

- 가
- (1) SON - SG OFF 가
- (2) 가 "MODE" "MODE" 1 가 6.2 "UP" "DOWN"
- (3) OFF